






Drawing Districts Using DistrictR

1. Visit <https://districtr.org/michigan>
2. From this page, click one of the options to “Draw a plan from scratch.” You can draw a Michigan Congressional map or state House or Senate maps.

NOTE: Once the map is loaded, by default, the “pan” icon  should be selected. This allows users to move around the map. At any point that users want to change location on the map, be sure this button is selected.

3. Click and drag the map to center on desired area.
4. Use the “+” and “-“ buttons in the top left to zoom in and out.
5. To draw, select the paintbrush icon .
6. Click and drag over portion of the map desired to color in the district.
7. If needed, use eraser tool to “erase” areas. This can be done by selecting the eraser icon  in the top right and then clicking and dragging over the colored area intended upon being erased (similar to painting function).
8. In addition, undo/redo actions can be used by clicking the forward and backward arrows (only visible with brush or eraser tool selected).
9. “Population Balance” in the right sidebar will display a bar corresponding with the color of the district drawn to show the user how many people are contained within the identified area. A gray, vertical line indicates the “ideal population” for each district in the state.

10. After the first district is drawn, with the paintbrush icon  selected, click on a different color to prepare the paintbrush for drawing a second district.

HELPFUL TIP: if two adjacent districts are being drawn, it may be helpful to check the box next to “Lock already-drawn districts” that displays when the paintbrush  is selected to prevent a previous district from being overwritten.

11. Repeat steps 6 – 9 for the second district.
12. Once at least two districts are drawn, click “share” in the top right, then highlight and copy the link that displays (link should display as “https:// <https://districtr.org/plan/...>”).
Please paste this link into an email to Matt Grossmann at grossm63@msu.edu.